



ENMIND USER GUIDE



If you came to read this guide, you most probably reached us through one of these channels:

- Google Search
- Facebook page TrainingClubT4E or social media of project partners
- Direct access because you already know us and follow the TrainingClub.eu webpage
- Erasmus Project Results Platform
- Epale
- ResearchGate

EnMind was created primarily for:

- Youth workers, trainers and teachers
- Young people, particularly NEETs and those marginalised

But EnMind is useful to all those who want to learn about entrepreneurship in general and social entrepreneurship in particular.

What does EnMind include?

- Toolkit on Social Entrepreneurship for youth workers, trainers and teachers
- Social Entrepreneurship Moodle course for youth
- Online Educational Platform for everyone

All these are available in English, Romanian, Turkish, Polish and Italian.

So, how could you use this platform?
Here is an EnMind potential use case



1

EnMind Online Educational Platform

Inside the [EnMind Online Educational Platform](#), you can find:

- Information about the EnMind project, its partners and the Erasmus+ programme
- Stories of how we conceived EnMind with and for young people and youth workers
- Teaser videos
- Leaflet, Newsletters and Magazine
- Toolkit on Social Entrepreneurship
- 12 modules on social entrepreneurship to spark your entrepreneurial mind
- Discussion forum for people to exchange ideas on social entrepreneurship


We will take it step by step and show you where to find each section and how to navigate.



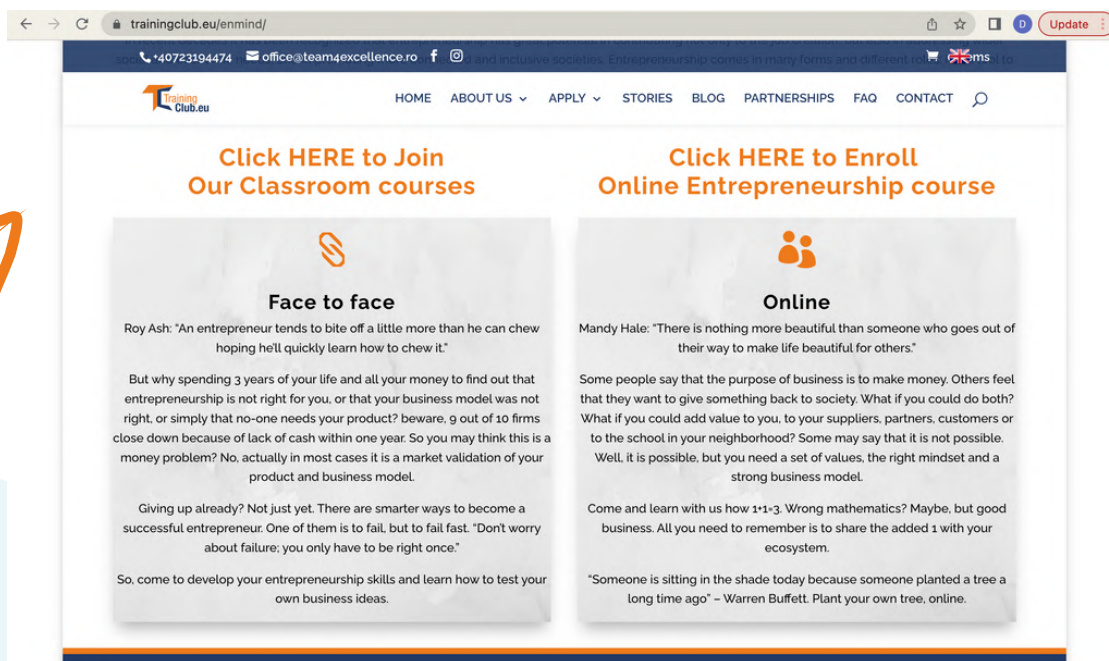
To begin with, this is how the platform looks when you access the link. In the first part you will find more information about the EnMind project, its purpose and how it's been implemented.



At the bottom of the page, you can find more about the project partners. Click on the logo of the organization and be redirected to their web page.

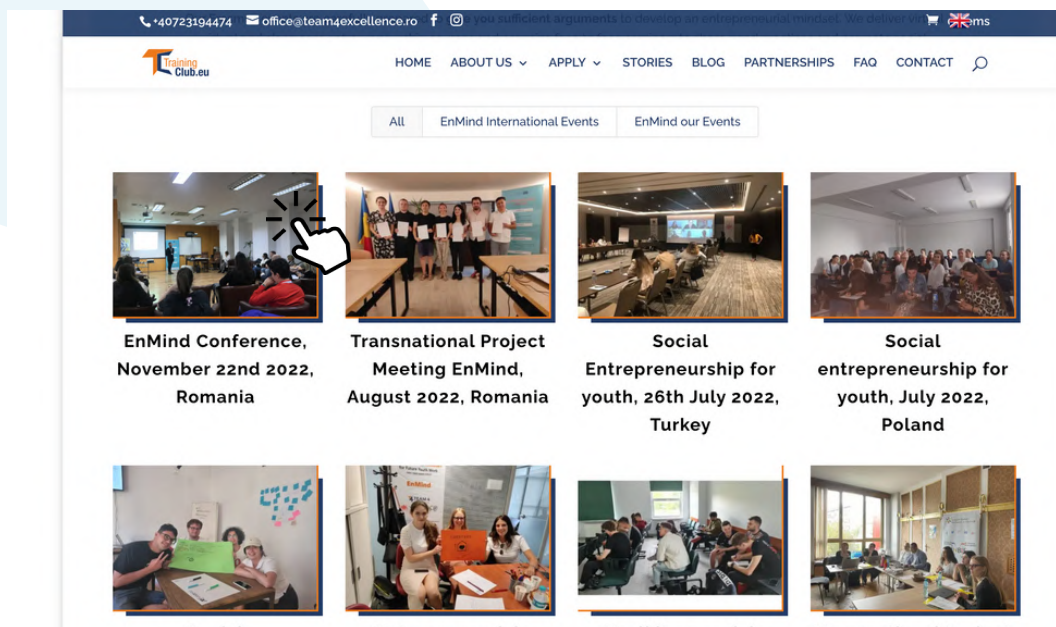


After you have familiarized yourself with the project, start discovering the resources and opportunities that EnMind offers you.

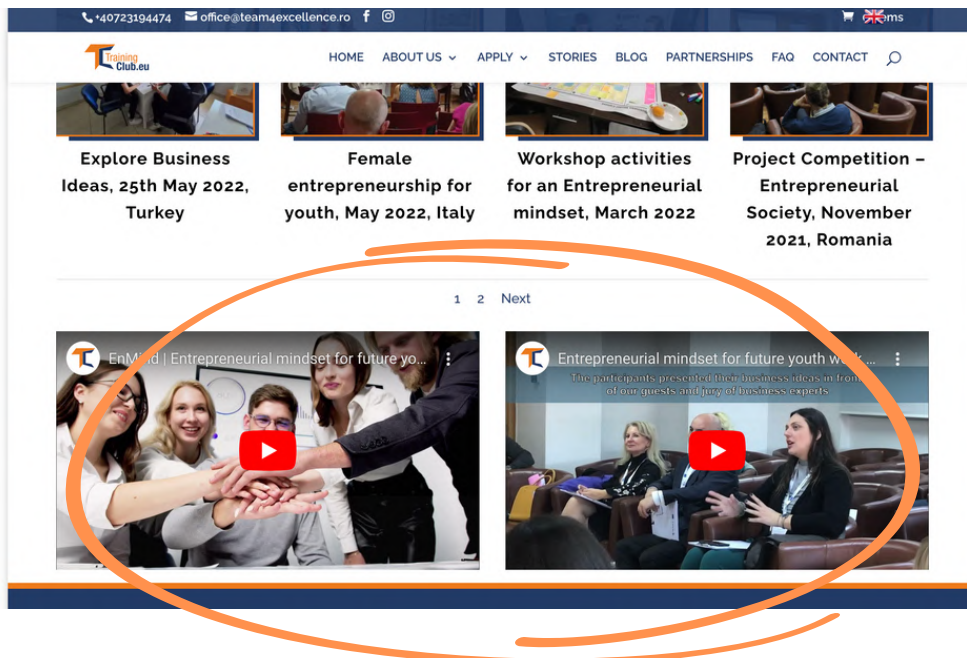


From here you can access the **entrepreneurship courses**. Click on one of the boxes according to your preferences, if you want to take a face-to-face or online course.

Then, from the **EnMind events across Europe** column, you will be able to access information about the events that we did within the project. To read more about an event, click on the picture or the title of the story.

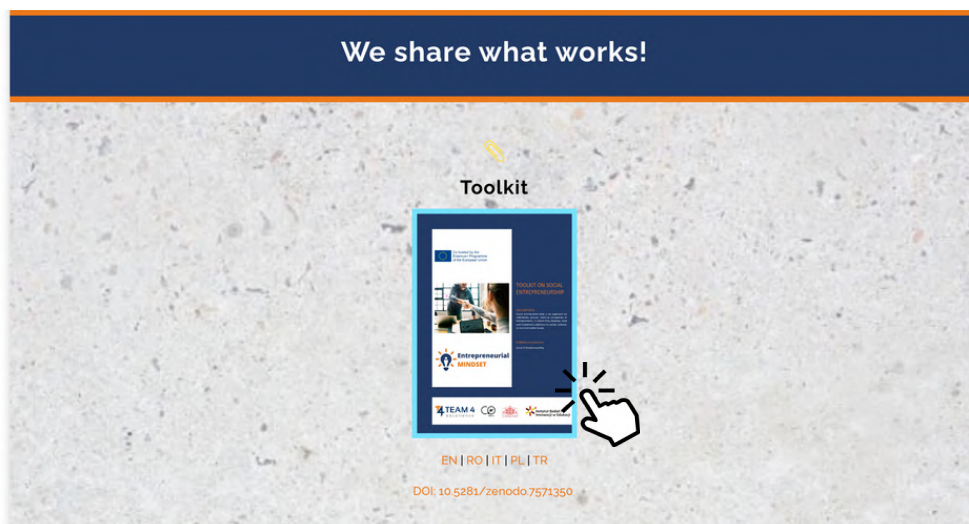


In the next section you can watch videos made within the project. Click on them and find out more about the actions we carried out. You can also follow us on [YouTube](#) to learn more about the events we organize.



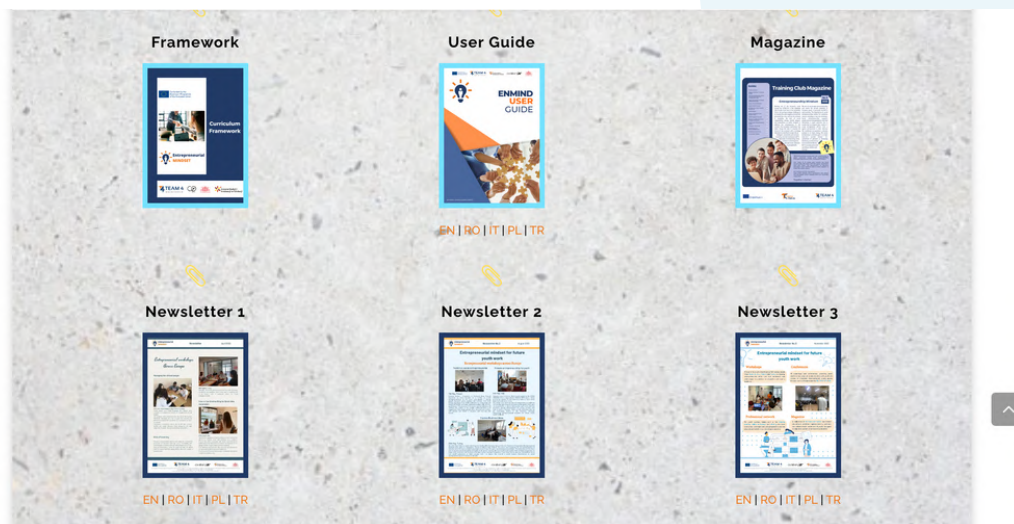
If you scroll down, you will find our written resources that we have created together with our partners and are available in English, Romanian, Italian, Polish and Turkish.

Start with our [Toolkit on Social Entrepreneurship](#), you can access it in any language you want from the buttons below, you can read it online or download it.




You will find more extensive materials, the Curriculum Framework, this User Guide a Magazine with workshop scenarios intended for entrepreneurship education.

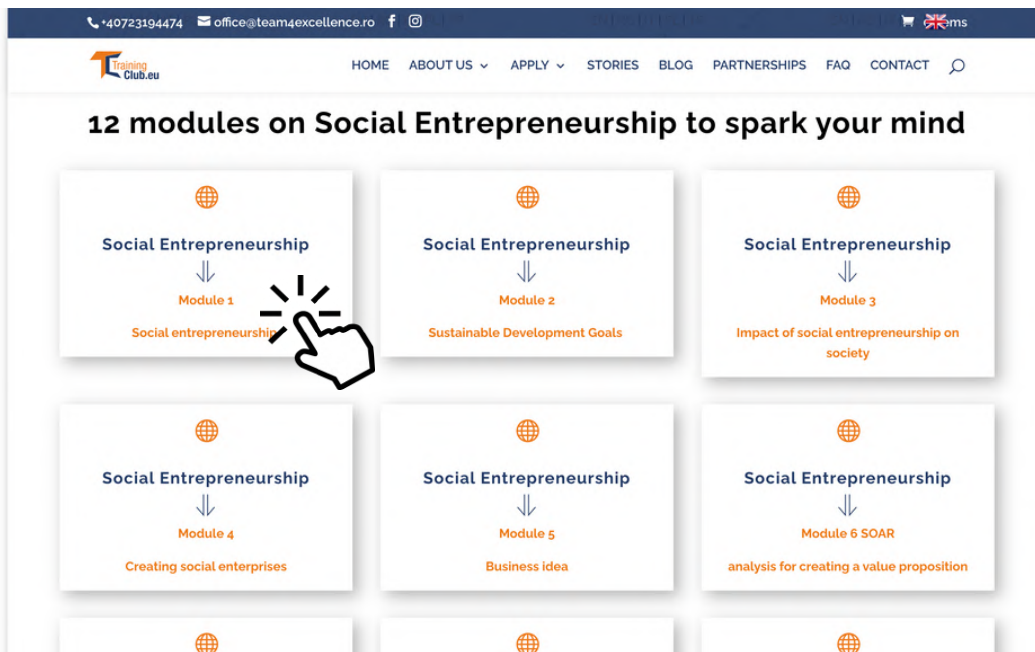
And below the three newsletters where you can find out about the evolution of the project and the activities carried out in the partner countries.



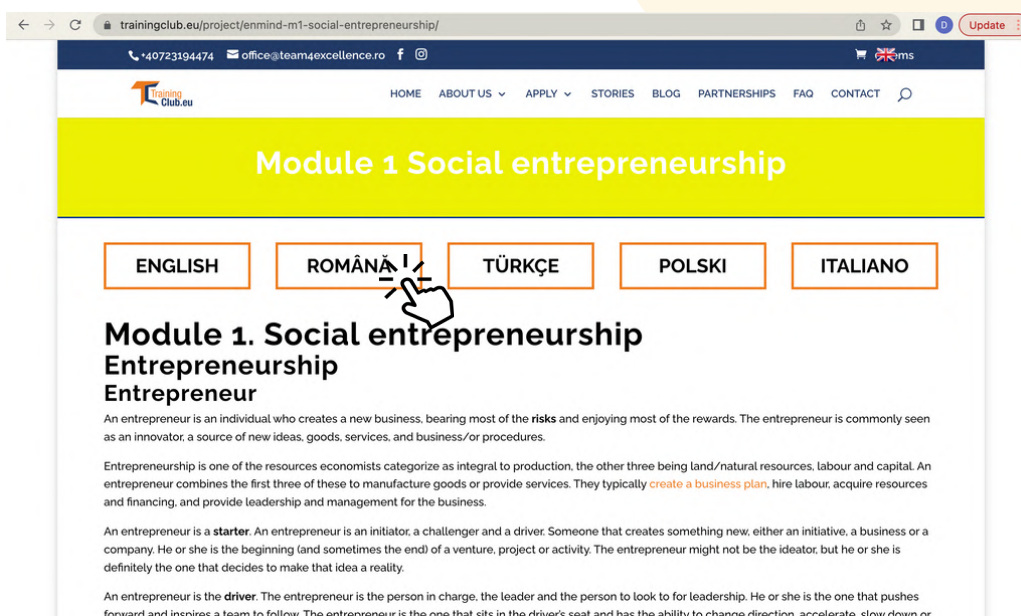
Leaflets translated into all partner languages were created at the beginning of the project to inform and promote the EnMind project. You can access them from here.



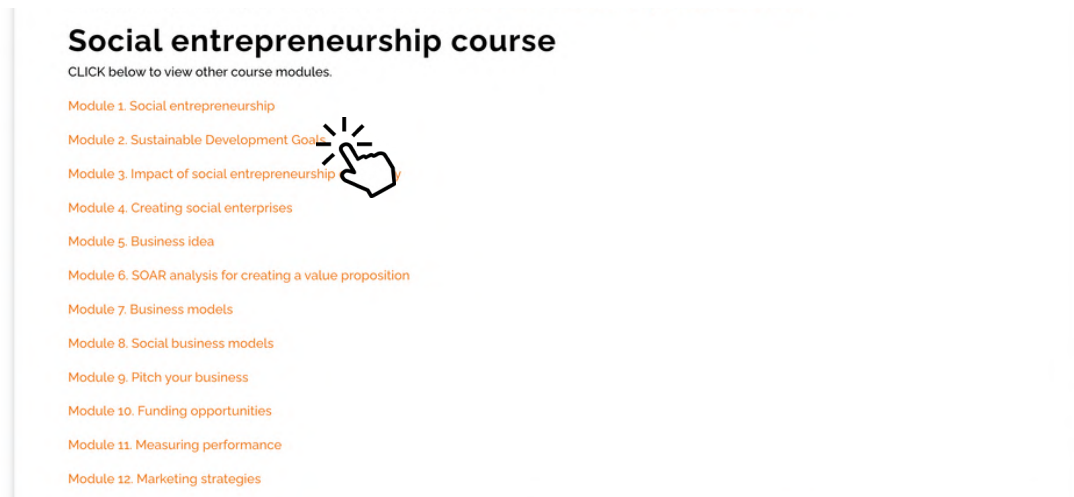
Then, the EnMind course material is presented to you. It contains 12 modules and to start, click on one of the boxes to reach the content.



As you can see, the course is available in English, Romanian, Turkish, Polish and Italian. For the course content to be translated, click on the box with the language you prefer.



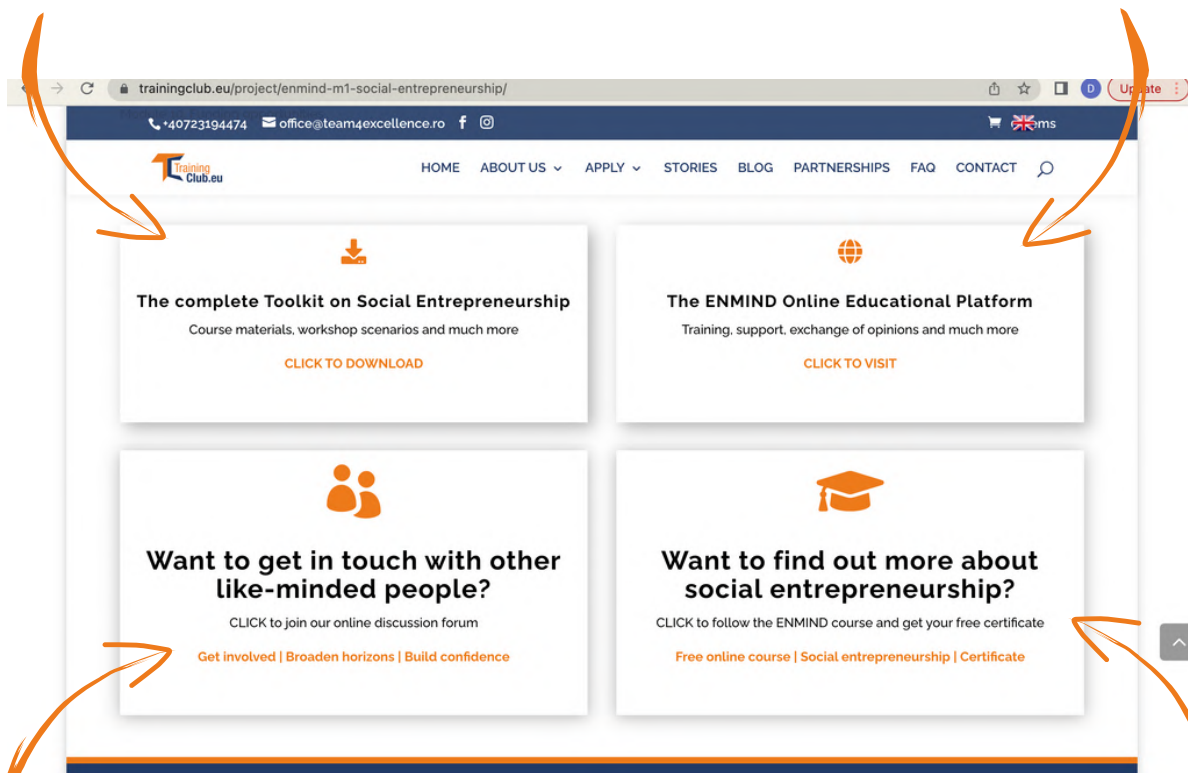
At the end of each module, all the course modules are listed. The 12 modules are user-friendly and it is really easy to jump from one module to the other in all the project languages. Just click on the module title listed.



At the end of each module you have 4 boxes. Each one will take you somewhere else. Pick one according to your needs and click.

To the Toolkit

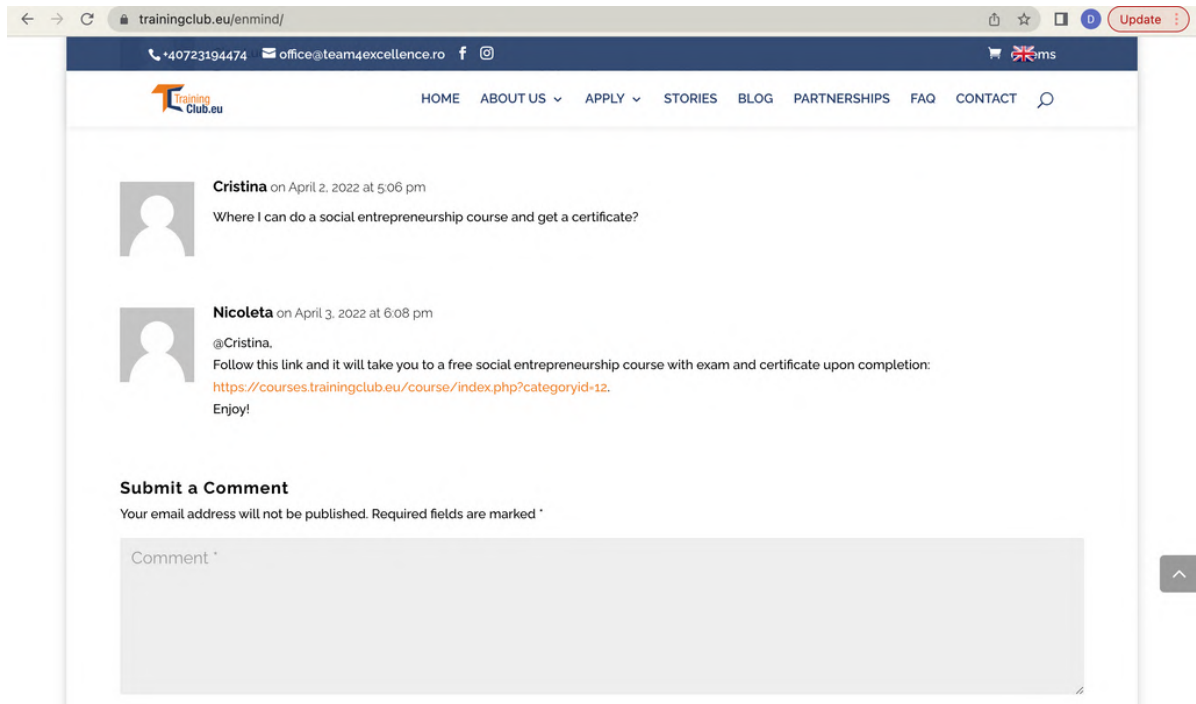
To the main Platform



To the Forum

To the Moodle Course

After the course, there will be a **forum** section in the platform. In the forum section you will be able to communicate with other students and with the platform admins.



Share your opinion or ask a question in the box below. Complete with your name and e-mail address. The e-mail address will not be displayed, but the name will. Then click Submit Comment.

Submit a Comment
Your email address will not be published. Required fields are marked *

Comment *

Name *

Email *

Website

Save my name, email, and website in this browser for the next time I comment.



Social Entrepreneurship Course

If you want to follow the complete course and get certified, you can easily navigate from the online platform to the Moodle course.

Of course, you may also be one of the thousands of people who have already been using the [TrainingClub.eu](https://www.trainingclub.eu) [European Non-Formal Education Moodle](#) resource or you may come across it for the first time.

In Moodle, you can self-register and self-enrol in the course language version of your choice. For more details on how to use Moodle, a dedicated user guide is available in each course without registration.

Home English (en) Log in

From here you can change the language in which Moodle is displayed.

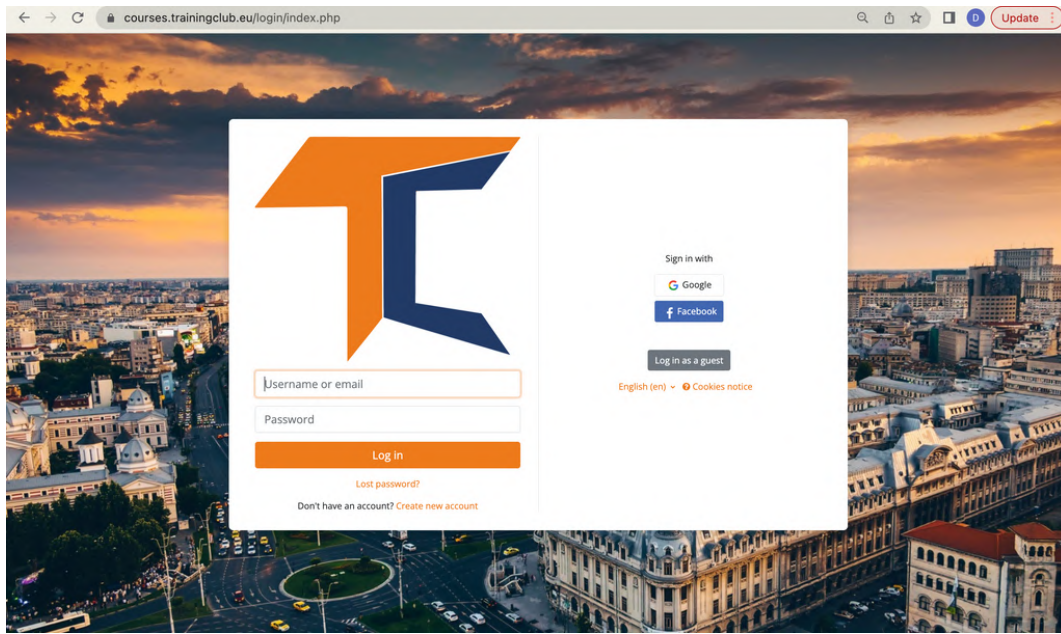
You log in from here.

Course categories Collapse all

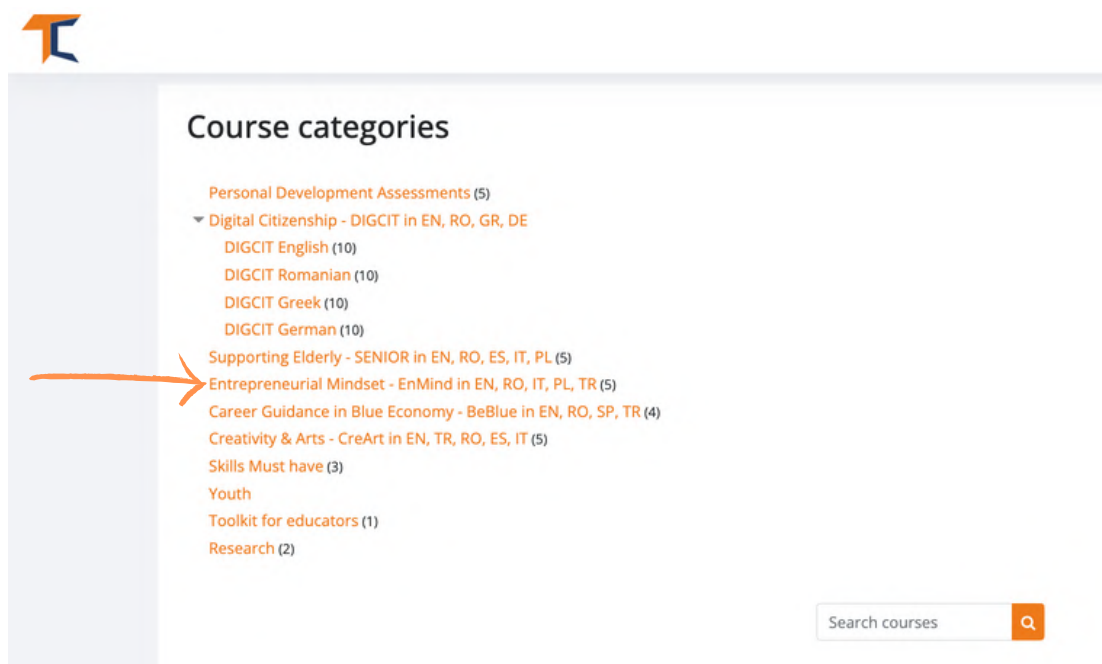
- Personal Development Assessments (5)
- ▼ Digital Citizenship - DIGCIT in EN, RO, GR, DE
 - DIGCIT English (10)
 - DIGCIT Romanian (10)
 - DIGCIT Greek (10)
 - DIGCIT German (10)
- Supporting Elderly - SENIOR in EN, RO, ES, IT, PL (5)
- Entrepreneurial Mindset - EnMind in EN, RO, IT, PL, TR (5)
- Career Guidance in Blue Economy - BeBlue in EN, RO, SP, TR (4)



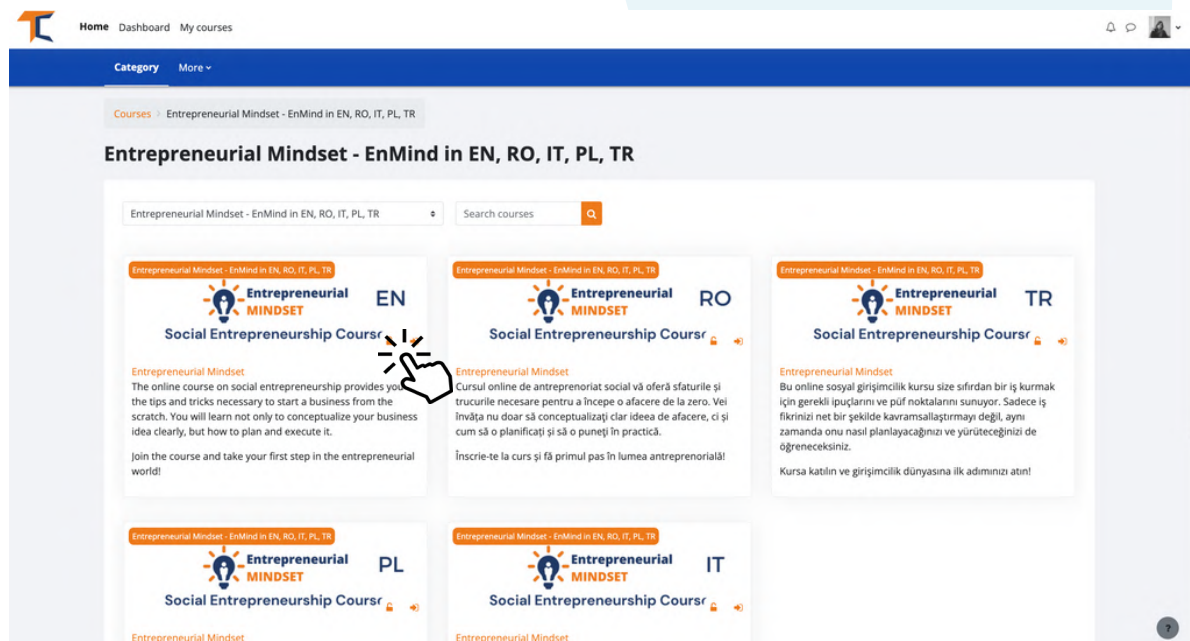
If you do not have an account, under the log in button there is the sign in button. Complete all the fields and create a new account with your e-mail address. You can also log in very simply through your Google or Facebook account.



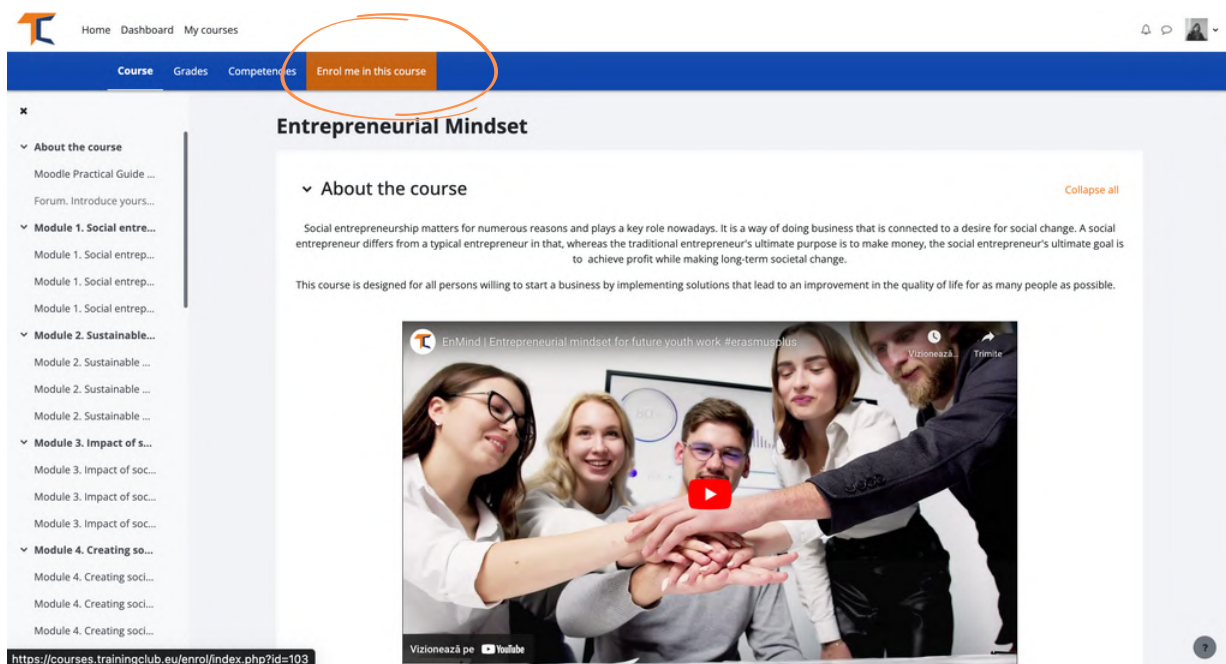
Once registered, the course categories will appear. Click on Entrepreneurial Mindset - EnMind in EN, RO, IT, PL, TR



Choose the course in the desired language and click on its box.



To start the course, don't forget to enroll using the button in the top bar. If you don't enroll, you have no way to complete the course and get the certificate



Once enrolled, a lot of resources are waiting for you:

- E-books
- Presentation slides with notes
- Video materials and other curated sources of good quality information and tools
- Discussion forum
- Case studies

The screenshot shows a Moodle course interface. The top navigation bar includes 'Course', 'Grades', 'Competencies', and 'More'. A left sidebar lists course modules, with 'Module 1. Social entrepreneurship' selected. The main content area displays the following:

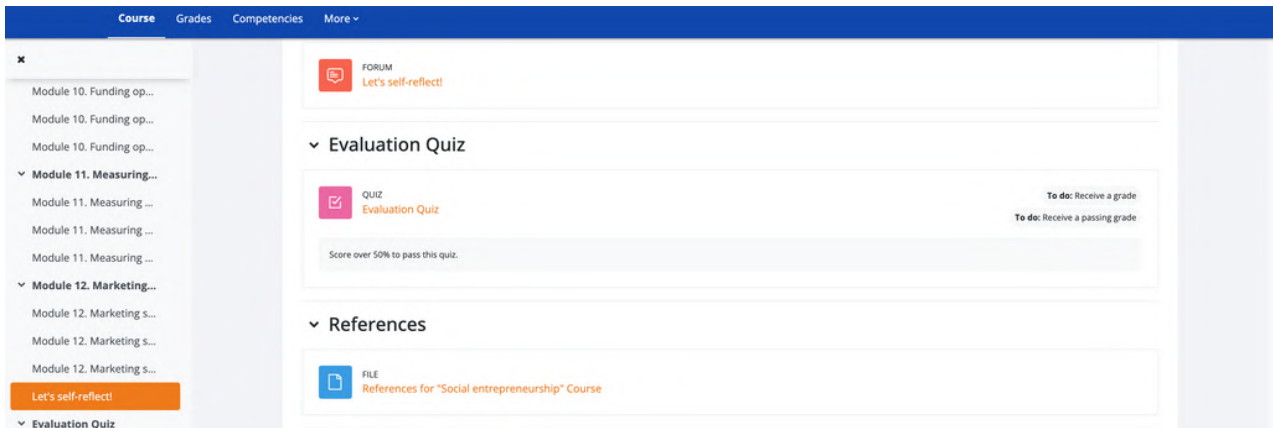
- Module 1. Social entrepreneurship**
 - Upon completing the module, you will be able to:
 - Define a social enterprise
 - Identify the differences between an enterprise and a social enterprise
 - Analyze the concept of social economy
 - Describe the field of actions in which social entrepreneurship operates
 - Recognize similarities and differences between entrepreneurship and intrapreneurship
 - Describe the Triple Bottom Line
 - Resources:
 - BOOK: Module 1. Social entrepreneurship. E-book (To do: View)
 - FILE: Module 1. Social entrepreneurship. PDF Slides
 - PAGE: Module 1. Social entrepreneurship PPT Slides (Mark as done)
- Module 2. Sustainable Development Goals**
 - Upon completing the module, you will be able to:
 - List the Sustainable Development Goals
 - Analyze the sustainable development
 - Resource:
 - BOOK: (To do: View)

Introduce yourself and interact with other students through the forum section. Follow the instructions that will be given to you and continue.

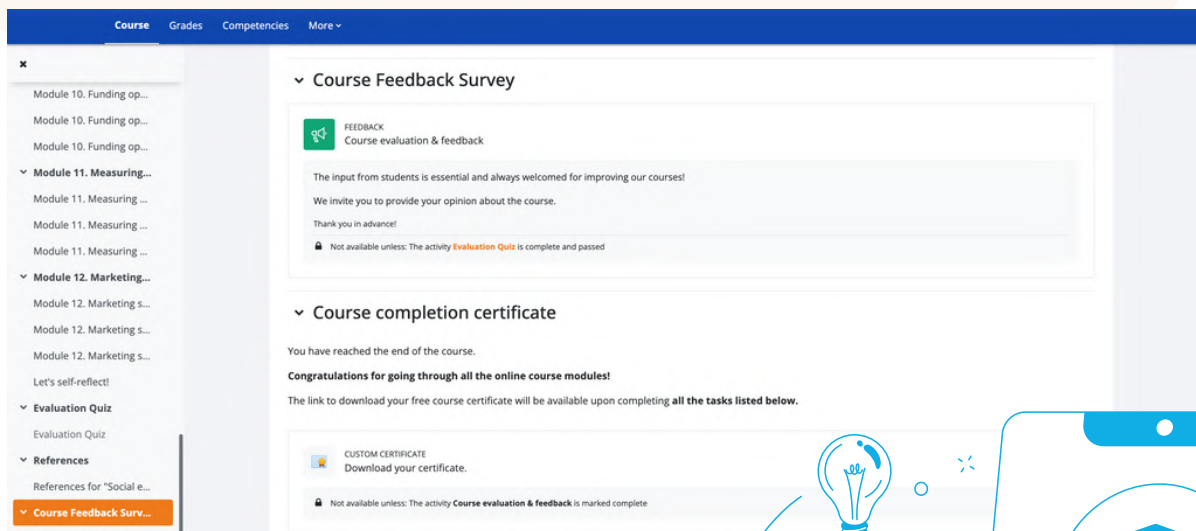
The screenshot shows a Moodle forum page titled 'Forum. Introduce yourself'. The page includes the following elements:

- Navigation: 'Entrepreneurial Mindset - EnMind in EN, RO, IT, PL, TR' and 'Forum. Introduce yourself'.
- Forum Statistics: 'To do: Start discussions: 1' and 'To do: Post replies: 2'.
- Welcome Message: 'Welcome to the first discussion forum of our online course. Take a minute to introduce yourself to your trainers and peers.'
- Instructions:
 - Task 1.** Answer to **at least two** of your colleagues' posts. Click the **Reply** button to enter your response.
 - Task 2.** Create a new discussion topic to introduce yourself. Click the **Add a new discussion topic** button to post to discussion. Write your name and country in the Subject.
- Search and Action: A search bar with 'Search forums' and a magnifying glass icon, an 'Add discussion topic' button, and a 'Subscribe to forum' button.
- Status: A light blue banner at the bottom states 'There are no discussion topics yet in this forum'.


After completing the 12 modules, pass the final quiz and get your free social entrepreneurship course completion certificate.



Before downloading your certificate, please remember to provide us with your valuable feedback.



We wish you happy learning!



You may now be interested to train or help others on the topic of social entrepreneurship

The online platform and the Moodle course are supplemented by the complete [Toolkit on Social Entrepreneurship](#).



The toolkit is a one-stop-shop which includes workshop scenarios for each of the 12 modules to work with your groups and much more. EnMind was designed to support MOOC fully independent study, face-to-face training and hybrid learning.

We encourage you to use all these social entrepreneurship training assets in an integrated way for the best user experience.

Follow us on:

 <https://trainingclub.eu/enmind/>

 <https://courses.trainingclub.eu/>

 [@TrainingClubT4E](https://www.facebook.com/TrainingClubT4E)

 [@trainingclub.eu](https://www.instagram.com/trainingclub.eu)

 [TrainingClub](https://www.youtube.com/TrainingClub)



Acknowledgement. This paper has received funding from the European Commission under Grant Agreement number 2020-1-RO01-KA205-078727, ERASMUS+ Strategic Partnership project “Entrepreneurial mindset for future youth work”.

Disclaimer. The European Commission support for the production of this publication does not constitute an endorsement of the content which reflects the views only of the authors, and the Commission cannot be held responsible for any use which may be made of the information contained therein.”

Copyright notice. CC BY. The license Attribution CC BY lets others distribute, remix, adapt, and build upon your work, even commercially, as long as they credit you for the original creation. This is the most accommodating of licenses offered. Recommended for maximum dissemination and use of licensed materials.